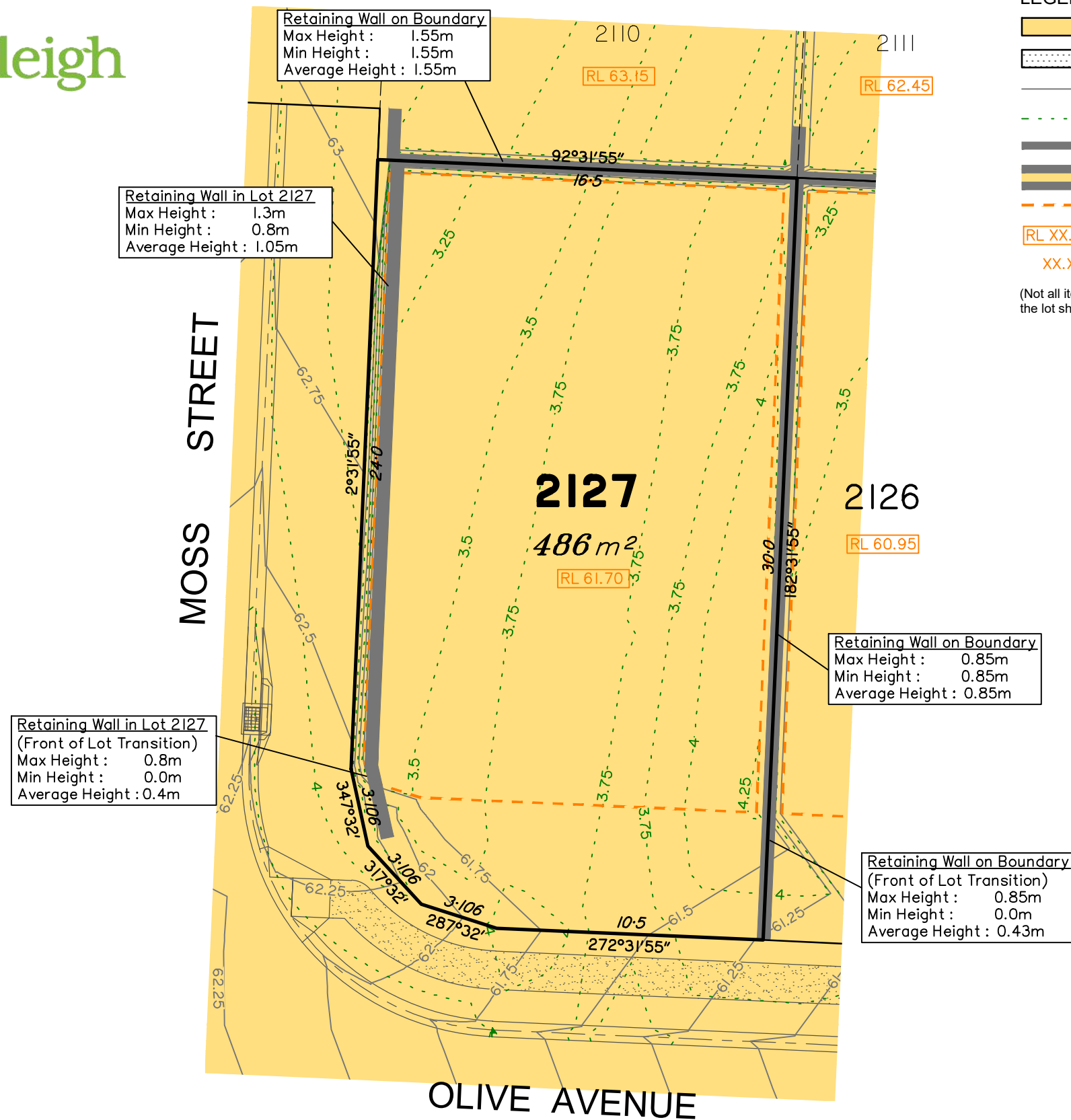
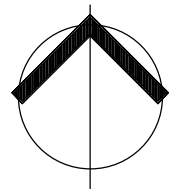




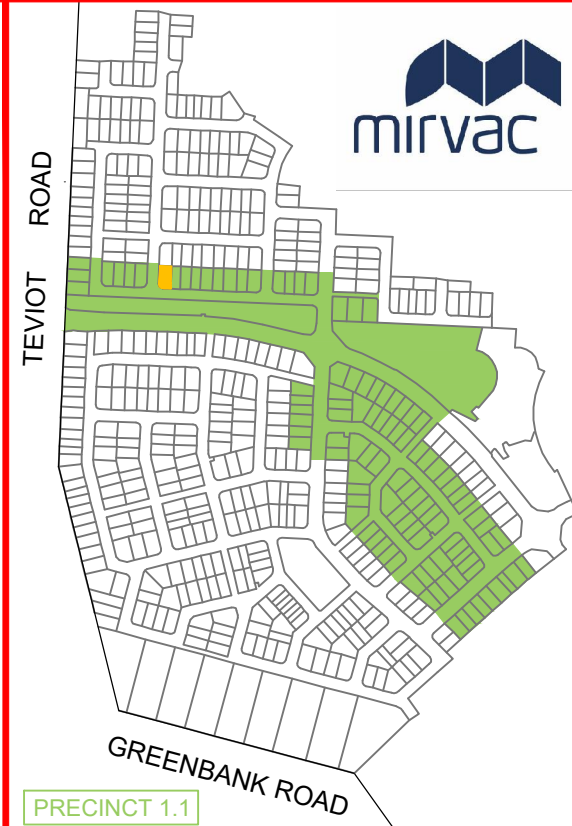
Everleigh



LEGEND

- Area of Fill
- Area of Cut
- Design Contours
- Depth of Fill Contours
- Proposed Retaining Wall
- Proposed Tiered Retaining Wall
- Proposed Earthworks Pad
- Finished Pad Design Level
- Finished Surface Design Level

(Not all items in this legend may be relevant to the lot shown hereon)



NOTES

This plan has been prepared from preliminary survey plan (SP300871) and engineering plans & mark-ups provided on the 30/11/17 & 12/04/18 by Premise Engineering Pty Ltd.

Development approval was granted for this subdivision (DEV2016/768) by the Minister for Economic Development Queensland (20/03/18).

The relevant authorities have granted operational works approval, for the proposed lot.

All fill shall be placed and compacted in a controlled manner so that Level 1 level of responsibility may be achieved and certified as per AS3798-2007.

Extent of retaining walls shown indicatively only. Retaining walls may not extend the full length of a lot boundary where finished level between allotments is less than 0.5m.

The purchaser should refer to the applicable development approvals for building and/or other requirements that may be applicable to the lot.

Issues	No.	by	Date	Description
	A	TBG	17/04/18	Original Issue